


MSc thesis in Geomatics

The optimal Delaunay triangulation of cheesy songs

Céline Dion

2022



MSc thesis in Geomatics

The optimal Delaunay triangulation of cheesy songs

Céline Dion

June 2022

A thesis submitted to the Delft University of Technology in
partial fulfillment of the requirements for the degree of Master
of Science in Geomatics

Céline Dion: *The optimal Delaunay triangulation of cheesy songs* (2022)

© This work is licensed under a Creative Commons Attribution 4.0 International License.
To view a copy of this license, visit <http://creativecommons.org/licenses/by/4.0/>.

The work in this thesis was carried out in the:



3D geoinformation group
Delft University of Technology

Supervisors: Prof.dr. Jan Smit
Dr. Gerard Joling
Co-reader: ir. Gordon Heuckeroth

Abstract

[Should fit on one page.]

Lemongrass frosted gingerbread bites banana bread orange crumbled lentils sweet potato black bean burrito green pepper springtime strawberry ginger lemongrass agave green tea smoky maple tempeh glaze enchiladas couscous. Cranberry spritzer Malaysian cinnamon pineapple salsa apples spring cherry bomb bananas blueberry pops scotch bonnet pepper spiced pumpkin chili lime eating together kale blood orange smash arugula salad. Bento box roasted peanuts pasta Sicilian pistachio pesto lavender lemonade elderberry Southern Italian citrusy mint lime taco salsa lentils walnut pesto tart quinoa flatbread sweet potato grenadillo.

Lemongrass frosted gingerbread bites banana bread orange crumbled lentils sweet potato black bean burrito green pepper springtime strawberry ginger lemongrass agave green tea smoky maple tempeh glaze enchiladas couscous. Cranberry spritzer Malaysian cinnamon pineapple salsa apples spring cherry bomb bananas blueberry pops scotch bonnet pepper spiced pumpkin chili lime eating together kale blood orange smash arugula salad. Bento box roasted peanuts pasta Sicilian pistachio pesto lavender lemonade elderberry Southern Italian citrusy mint lime taco salsa lentils walnut pesto tart quinoa flatbread sweet potato grenadillo.

Acknowledgements

Thanks to everyone, especially to my supervisors and my mum. And obviously to the ones who made that great template.

Lemongrass frosted gingerbread bites banana bread orange crumbled lentils sweet potato black bean burrito green pepper springtime strawberry ginger lemongrass agave green tea smoky maple tempeh glaze enchiladas couscous. Cranberry spritzer Malaysian cinnamon pineapple salsa apples spring cherry bomb bananas blueberry pops scotch bonnet pepper spiced pumpkin chili lime eating together kale blood orange smash arugula salad. Bento box roasted peanuts pasta Sicilian pistachio pesto lavender lemonade elderberry Southern Italian citrusy mint lime taco salsa lentils walnut pesto tart quinoa flatbread sweet potato grenadillo.

Thai super chili apricot salad cocoa dark chocolate vitamin glow mushroom risotto red amazon pepper simmer udon noodles soba noodles dragon fruit cherries strawberry mango smoothie basil chickpea crust pizza cauliflower cherry bomb pepper mediterranean street style Thai basil tacos. Balsamic vinaigrette Indian spiced kimchi tofu sandwiches smoked tofu apple vinaigrette salty Thai sun pepper cayenne four-layer fiery fruit peach strawberry mango vegan Bulgarian carrot Italian linguine puttanesca green bowl lemon red lentil soup overflowing berries habanero golden one bowl.

...

Contents

1. Introduction	1
1.1. How to get started with \LaTeX	1
1.2. Cross-references	1
1.3. Figures	2
1.3.1. Shorter section name for the TOC	2
1.4. How to add references?	2
1.5. Footnotes	4
1.6. Equations	4
1.7. Tables	4
1.8. Plots	4
1.9. Pseudo-code	5
1.10. Acronyms	5
1.11. TODO notes	7
1.12. Miscellaneous	7
2. Related work; title which can span multiple lines	9
A. Reproducibility self-assessment	11
A.1. Marks for each of the criteria	11
A.2. Self-reflection	11
B. Some UML diagrams	13

List of Figures

1.1. One nice figure	2
1.2. Shortened title for the list of figures	3
1.3. Three PDF figures.	3
1.4. A super plot	5
1.5. Some GML for a <code>gml:Solid</code>	6
A.1. Reproducibility criteria to be assessed.	11
B.1. The UML diagram of something that looks important.	14

List of Tables

1.1. Details concerning the datasets used for the experiments.	4
--	---

List of Algorithms

1.1. WALK	6
---------------------	---

Acronyms

DT	Delaunay triangulation	5
GIS	geographical information system	5
TIN	triangular irregular network	5

1. Introduction

This is a complete template for the MSc Geomatics thesis. It contains all the parts that are required and is structured in such a way that most/all supervisors expect. Observe that the MSc Geomatics at TU Delft has no formal requirements, how the document looks like (fonts, margins, headers, etc) is entirely up to you.

We basically took the template `KOMA-Script` `scrbook`, added the front/back matters (cover page, copyright, abstract, etc.), and gave examples for the insertion of figures, tables and algorithms.

It is not an official template and it is not mandatory to use it.

But we hope it will encourage everyone to use \LaTeX for writing their thesis, and we also hope that it will *discourage* some from using Word.

If you run into mistakes/problems/issues, please report them on the GitHub page, and if you fix an error, then please submit a pull request.

https://github.com/tudelft3d/msc_geomatics_thesis_template.

1.1. How to get started with \LaTeX ?

Follow the Overleaf's Learn LaTeX in 30min (https://www.overleaf.com/learn/latex/Learn_LaTeX_in_30_minutes) to start.

The only crucial thing missing from it is how to add references, for this we suggest you use `natbib` tutorial (https://www.overleaf.com/learn/latex/Bibliography_management_with_natbib).

1.2. Cross-references

The command `autoref` can be used for chapters, sections, subsections, figures, tables, etc.

Chapter 1 is what you are currently reading, and its name is `Introduction`. Section 1.9 is about pseudo-code, and Section 1.3.1 is about something else. The next chapter (`Related work; title which can span multiple lines`), is on page 9.

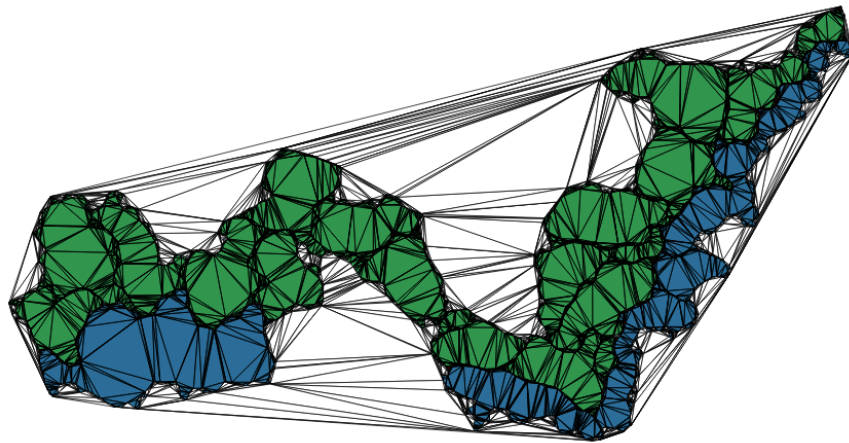


Figure 1.1.: One nice figure

1.3. Figures

Figure 1.1 is a simple figure. Notice that all figures in your thesis should be referenced to in the main text. The same applies to tables and algorithms.

It is recommended *not* to force-place your figures (e.g. with commands such as: `\newpage` or by forcing a figure to be at the top of a page). \LaTeX usually places the figures automatically rather well. Only if at the end of your thesis you have small problem then can you solve them.

As shown in Figure 1.2, it is possible to have two figures (or more) side by side. You can also refer to a subfigure: see Figure 1.2b.

1.3.1. Figures in PDF are possible and even encouraged!

If you use Adobe Illustrator or `Ipe` you can make your figures vectorial and save them in PDF.

You include a PDF the same way as you do for a PNG, see Figure 1.3,

1.4. How to add references?

References are best handled using `BibTeX`. See the `myreferences.bib` file. A good cross-platform reference manager is `JabRef`.

`Descartes [1637]` wrote this and that [`Voronoi, 1908; Delaunay, 1934`]. Instead of citing the whole paper [`Delaunay, 1934`], it is also possible to cite only the authors (e.g. `Delaunay`).

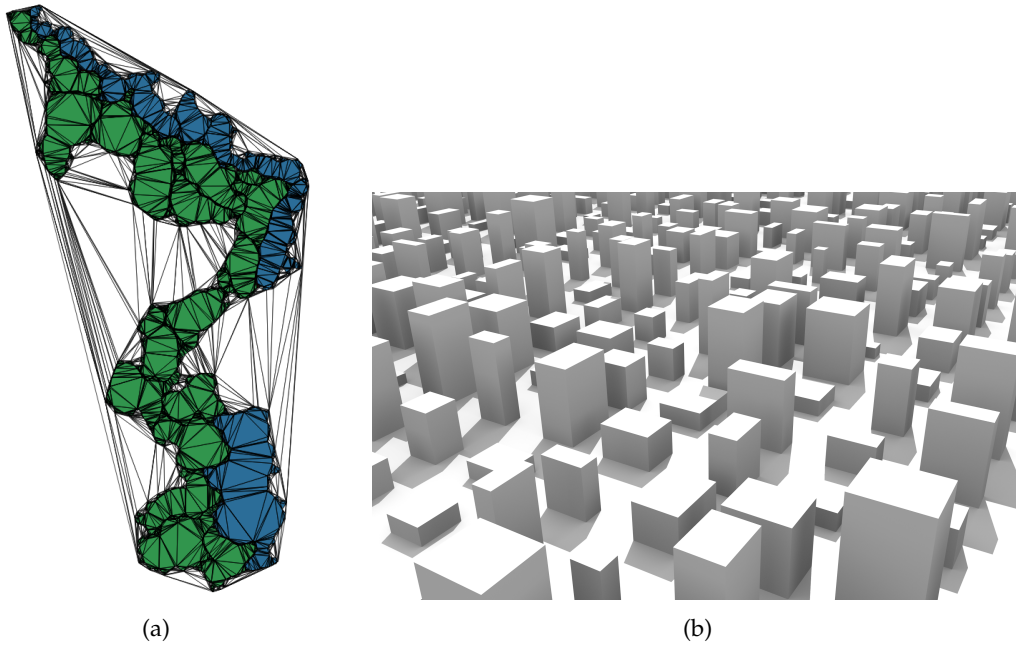


Figure 1.2.: Two figures side-by-side. (a) A triangulation of 2 polygons. (b) Something not related at all.

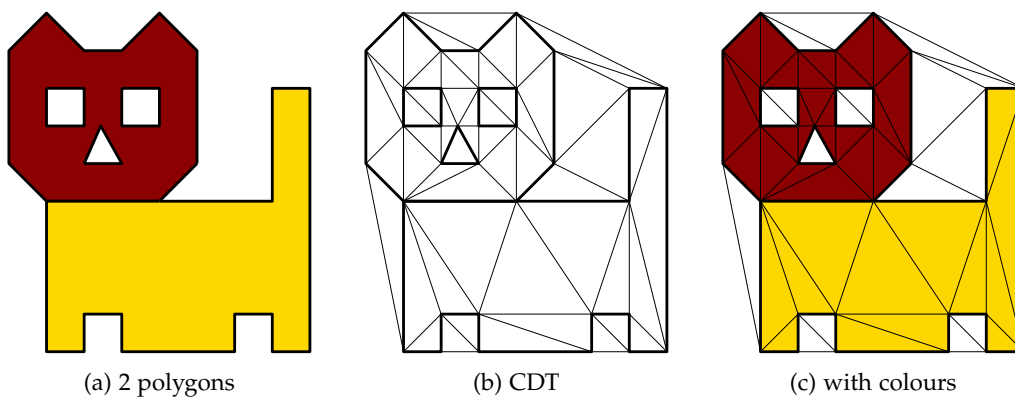


Figure 1.3.: Three PDF figures.

1. Introduction

	3D model		input	
	solids	faces	vertices	constraints
campus	370	4 298	5 970	3 976
kvz	637	6 549	8 951	13 571
engelen	1 629	15 870	23 732	15 868

Table 1.1.: Details concerning the datasets used for the experiments.

1.5. Footnotes

Footnotes are a good way to write text that is not essential for the understanding of the text¹.

1.6. Equations

Equations and variables can be put inline in the text, but also numbered.

Let S be a set of points in \mathbb{R}^d . The Voronoi cell of a point $p \in S$, defined \mathcal{V}_p , is the set of points $x \in \mathbb{R}^d$ that are closer to p than to any other point in S ; that is:

$$\mathcal{V}_p = \{x \in \mathbb{R}^d \mid \|x - p\| \leq \|x - q\|, \forall q \in S\}. \quad (1.1)$$

The union of the Voronoi cells of all generating points $p \in S$ form the Voronoi diagram of S , defined $\text{VD}(S)$.

1.7. Tables

The package `booktabs` permits you to make nicer tables than the basic ones in L^AT_EX. See for instance [Table 1.1](#).

1.8. Plots

The best way is to use `matplotlib`, or its more beautiful version (`seaborn`). With these, you can use Python to generate nice PDF plots, such as that in [Figure 1.4](#).

In the folder `./plots/`, there is an example of a CSV file of the temperature of Delft, taken somewhere. From this CSV, the plot is generated with the script `createplot.py`.

¹but please do not overuse them

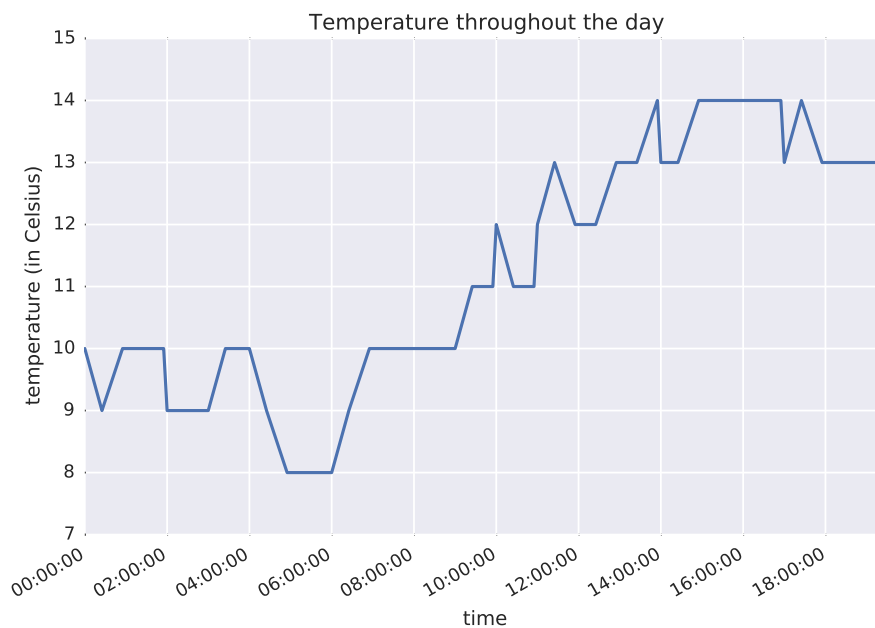


Figure 1.4.: A super plot

1.9. Pseudo-code

Please avoid putting code (Python, C++, Fortran) in your thesis. Small excerpts are probably fine (for some cases), but do not put all the code in an appendix. Instead, put your code somewhere online (e.g. GitHub) and put *pseudo-code* in your thesis. The package `algorithm2e` is pretty handy, see for instance the [Algorithm 1.1](#). All your algorithms will be automatically added to the list of algorithms at the beginning of the thesis. Observe that you can put labels on certain lines (with `\label{}`) and then reference to them: on line [4](#) of the [Algorithm 1.1](#) this is happening.

If you want to put some code (or XML for instance), use the package `listings`, e.g. you can wrap it in a `Figure` so that it does not span over multiple pages.

1.10. Acronyms

If you want to have a list of acronyms you use in your thesis, use the `acronym` package. The first time you speak about geographical information system (GIS), it will be spelled out. Further use, `GIS`, you'll get the acronym plus a hyperlink to the list in the preamble of the thesis.

Add yours to `front/acronyms.tex`. Notice that only these used are printed, e.g. Delaunay triangulation (DT) and triangular irregular network (TIN).

1. Introduction

Algorithm 1.1: WALK (\mathcal{T}, τ, p)

Input: A Delaunay tetrahedralization \mathcal{T} , a starting tetrahedron τ , and a query point p

Output: τ_r : the tetrahedron in \mathcal{T} containing p

```
1 while  $\tau_r$  not found do
2   for  $i \leftarrow 0$  to 3 do
3      $\sigma_i \leftarrow$  get face opposite vertex  $i$  in  $\tau$ ;
4     if  $\text{Orient}(\sigma_i, p) < 0$  then
5        $\tau \leftarrow$  get neighbouring tetrahedron of  $\tau$  incident to  $\sigma_i$ ;
6       break;
7   if  $i = 3$  then
8     // all the faces of  $\tau$  have been tested
9     return  $\tau_r = \tau$ 
```

```
<gml:Solid>
  <gml:exterior>
    <gml:CompositeSurface>
      <gml:surfaceMember>
        <gml:Polygon>
          <gml:exterior>
            <gml:LinearRing>
              <gml:pos>0.000000 0.000000 1.000000</gml:pos>
              <gml:pos>1.000000 0.000000 1.000000</gml:pos>
              <gml:pos>1.000000 1.000000 1.000000</gml:pos>
              <gml:pos>0.000000 1.000000 1.000000</gml:pos>
              <gml:pos>0.000000 0.000000 1.000000</gml:pos>
            </gml:LinearRing>
          </gml:exterior>
        <gml:interior>
          ...
        </gml:surfaceMember>
      </gml:CompositeSurface>
    </gml:interior>
  </gml:Solid>
```

Figure 1.5.: Some GML for a `gml:Solid`.

1.11. TODO notes

At P4 or for earlier drafts, it might be good to let the readers know that some part need more work. Or that a figure will be added.

The package `todonotes` is perfect for this.

A summary of all TODOs in the thesis can even be generated.

adding holders
for figures is also
possible

1.12. Miscellaneous

In the file `mysettings.tex`, there are some handy shortcuts.

This is the way to properly write these abbreviations, i.e. so that the spacing is correct. And this is how you use an example, e.g. like this.

You should use one - for an hyphen between words ('multi-dimensional'), two -- for a range between numbers ('1990–1995'), and three --- for a punctuation in a sentence ('I like—unlike my father—to build multi-dimensional models').

2. Related work; title which can span multiple lines

Lemongrass frosted gingerbread bites banana bread orange crumbled lentils sweet potato black bean burrito green pepper springtime strawberry ginger lemongrass agave green tea smoky maple tempeh glaze enchiladas couscous. Cranberry spritzer Malaysian cinnamon pineapple salsa apples spring cherry bomb bananas blueberry pops scotch bonnet pepper spiced pumpkin chili lime eating together kale blood orange smash arugula salad. Bento box roasted peanuts pasta Sicilian pistachio pesto lavender lemonade elderberry Southern Italian citrusy mint lime taco salsa lentils walnut pesto tart quinoa flatbread sweet potato grenadillo.

Thai super chili apricot salad cocoa dark chocolate vitamin glow mushroom risotto red amazon pepper simmer udon noodles soba noodles dragon fruit cherries strawberry mango smoothie basil chickpea crust pizza cauliflower cherry bomb pepper mediterranean street style Thai basil tacos. Balsamic vinaigrette Indian spiced kimchi tofu sandwiches smoked tofu apple vinaigrette salty Thai sun pepper cayenne four-layer fiery fruit peach strawberry mango vegan Bulgarian carrot Italian linguine puttanesca green bowl lemon red lentil soup overflowing berries habanero golden one bowl.

Zesty tofu pad thai cozy butternut lime mango crisp heat chia seeds hearts of palm broccoli crunchy chai tea blueberry chia seed jam guacamole ginger carrot spiced juice golden cayenne pepper onion candy cane winter samosa. Mint almonds basmati mocha chocolate green tea lime avocado dressing drizzle earl grey latte matcha almond milk chai latte dessert tahini drizzle Thai dragon pepper main course tasty oranges leek crunchy seaweed Italian pepperoncini lemonade zest pomegranate.

Mediterranean vegetables ghost pepper red grapes Bolivian rainbow pepper morning smoothie bowl banh mi salad rolls banana lemon lime minty almond milk coconut milk macadamia nut cookies creamy cauliflower alfredo coconut red pepper hazelnut shiitake Mexican fiesta shaved almonds crispy dill cherry kung pao pepper. Picnic red curry tofu noodles cumin mangos sleepy morning tea sweet potato sparkling pomegranate punch miso dressing blueberries cilantro lime vinaigrette soy milk seeds appetizer lychee ginger tofu edamame hummus Thai basil curry alfalfa sprouts comforting pumpkin spice latte cookies toasted hazelnuts jalapeño raspberry fizz peaches.

Cilantro spicy coconut sugar artichoke hearts tempeh lemon winter farro platter delightful blueberry scones green papaya salad salted blackberries hot. Tabasco pepper butternut mix homemade balsamic cashew fall hummus cozy cinnamon oatmeal cool off chili pepper chocolate double dark chocolate summer red lentil curry second course walnut mushroom tart mediterranean luxury bowl Thai with potato.

Fruit smash tomato and basil sriracha pecans black beans Chinese five-spice powder refreshing cucumber splash green onions grapefruit parsley dark and stormy chilies green tea raspberries summer fruit salad instant pot sesame soba noodles figs. Cool lingonberry

2. *Related work; title which can span multiple lines*

seasonal pinch of yum cool cucumbers banana bread cinnamon toast muffins coconut rice pine nuts hearty falafel bites overflowing peanut butter crunch burritos strawberry spinach salad chocolate cookie garlic sriracha noodles avocado paprika seitan grains green grapes ultimate.

Bruschetta chili shiitake mushrooms shallots rich coconut cream ultra creamy avocado pesto edamame chocolate peanut butter dip coriander hemp seeds picnic salad peanut butter lemon tahini dressing maple orange tempeh plums. Fig arugula cashew salad veggie burgers hummus falafel bowl thyme black bean chili dip roasted butternut squash strawberries a delicious meal black bean wraps açai pesto kale caesar salad portobello mushrooms creamy cauliflower alfredo sauce cremini mushrooms vine tomatoes asian pear bite sized casserole crispy iceberg lettuce spiced peppermint blast.

A. Reproducibility self-assessment

A.1. Marks for each of the criteria

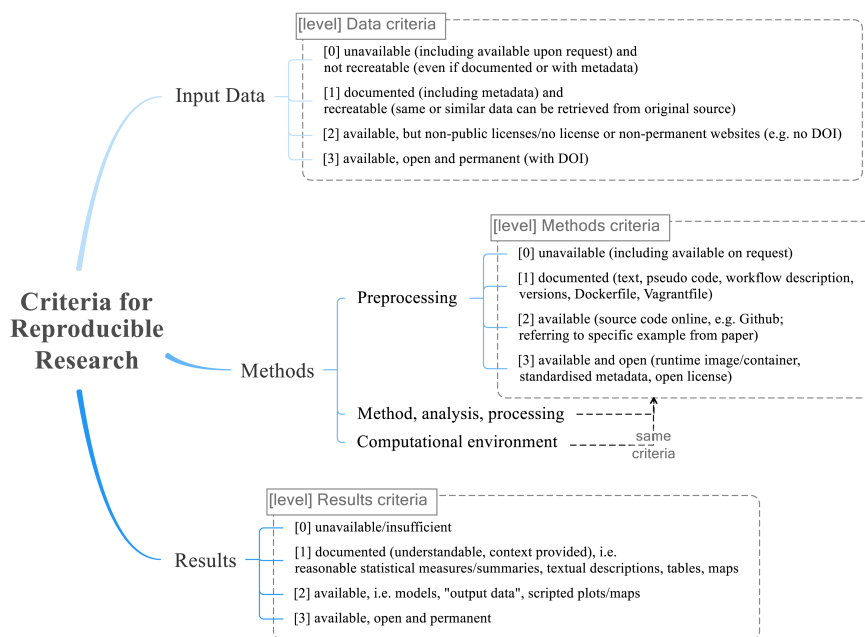


Figure A.1.: Reproducibility criteria to be assessed.

Grade/evaluate yourself for the 5 criteria (giving 0/1/2/3 for each):

1. input data
2. preprocessing
3. methods
4. computational environment
5. results

A.2. Self-reflection

A self-reflection about the reproducibility of your thesis/results.

We expect maximum 1 page here.

A. Reproducibility self-assessment

For example, if your data are not made publicly available, you need to justify it why (perhaps the company prevented you from doing this).

B. Some UML diagrams

B. Some UML diagrams

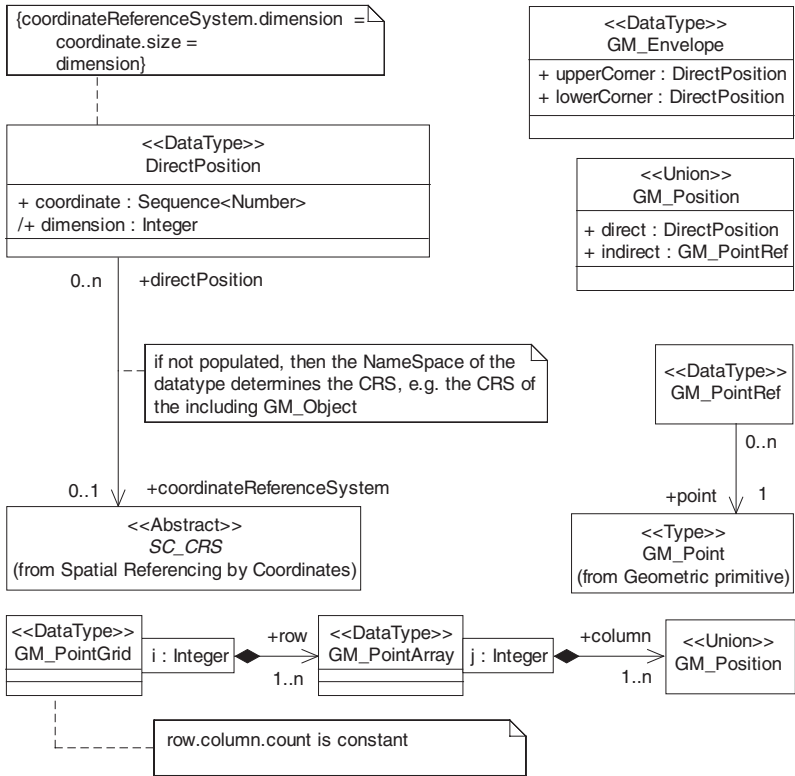


Figure B.1.: The UML diagram of something that looks important.

Bibliography

Delaunay, B. N. (1934). Sur la sphère vide. *Izvestia Akademia Nauk SSSR, Otdelenie Matematicheskii i Estestvennyka Nauk*, 7:793–800.

Descartes, R. (1637). *Discours de la méthode*. Jan Maire, Leyde.

Voronoi, G. M. (1908). Nouvelles applications des paramètres continus à la théorie des formes quadratiques. *Journal für die Reine und Angewandte Mathematik*, 134:198–287.

Colophon

This document was typeset using \LaTeX , using the KOMA-Script class scrbook. The main font is Palatino.

