

# PARTISANSHIP AND ITS EFFECTS ON INTER-GALATIC SOCIETIES

A THESIS PRESENTED IN PARTIAL FULFILMENT OF THE  
REQUIREMENTS FOR THE DEGREE OF  
DOCTOR OF PHILOSOPHY  
IN  
POLITICAL SCIENCE

by  
Luke Skywalker

**Supervisors:**  
Master Yoda  
Prof. Anakin Skywalker

Institute of Political And Social Sciences  
Massey University  
Auckland, New Zealand

February 9, 2017

# Contents

<b>Contents</b>	<b>ii</b>
<b>List of Figures</b>	<b>iii</b>
<b>1 Introduction</b>	<b>1</b>
1.1 Citation . . . . .	1
1.2 Equation . . . . .	2
1.2.1 One equation without number . . . . .	2
1.2.2 One equation with number . . . . .	2
1.2.3 Multiple equations without number . . . . .	2
1.2.4 Multiple equations with one number . . . . .	2
1.2.5 Multiple equations with one number each equation . . . . .	3
1.2.6 Remove number from one equation in the set . . . . .	3
1.3 Useful shortcuts . . . . .	3
1.3.1 Todo list . . . . .	3
1.3.2 Missing figure . . . . .	3
1.3.3 Direct quote . . . . .	4
1.3.4 Definition . . . . .	4
1.4 Figures . . . . .	4
1.4.1 Code block . . . . .	4
1.4.2 A graph . . . . .	5
1.4.3 Two graphs, side by side . . . . .	5
1.4.4 Figure wrapped by text . . . . .	6

## List of Figures

1	Missing figure 1 . . . . .	3
2	Equal-loudness-contour . . . . .	5
3	Illustration of $\ell_p$ -norm distance and DTW distance . . . . .	6
4	Matching sequences that have non-correspondent segment. . . . .	6

# Introduction

**Copyright notice** *This document and the figures therein are licensed under the Creative Commons BY-SA 4.0 Licence.*

This document is suitable for academic reports. You can always replace the logo of Massey University with that of yours. If you can, try to find or create a vectorised graphic for the logo. Vectorised logos of 8 universities in NZ plus Unitec, as well as the method for extracting the logo of other universities are provided here:

<https://www.io.ac.nz/blog/nz-uni-logos-vector/>.

Some useful Latex tips and tricks are given below.

## 1.1 Citation

You can cite like this:

- “`\cite{Einstein1905}`” gives you [Ein05] for a single citation
- “`\cite{Goossens1993,Knuth2000}`” gives you [GMS93; Knu] for multiple citation
- “`\cite[Pg. 42]{Einstein1905}`” gives you [Ein05, Pg. 42] for extra information such as page number (quite useful if you are citing a whole book or a long paper)

## 1.2 Equation

### 1.2.1 One equation without number

This is an equation without numbering. You cannot reference it.

$$a = b$$

### 1.2.2 One equation with number

Equation 1.1 is the same equation with numbering, so you can reference it as usual.

$$a = b \tag{1.1}$$

Eq 1.2 is a case equation.

$$f(n) = \begin{cases} a & \text{if } 0 < n \\ b & \text{if } n = 0 \\ c & \text{if } 0 < n \leq p \\ d & \text{if } n > p \end{cases} \tag{1.2}$$

### 1.2.3 Multiple equations without number

This is a set of equation, aligned by the equal sign (=). No reference

$$a = b$$

$$c = d$$

### 1.2.4 Multiple equations with one number

1.3 is the same set of equation with one single equation number for the whole set.

$$a = b$$

$$c = d$$

(1.3)

### 1.2.5 Multiple equations with one number each equation

1.4 is a set of equations, each assigned an equation number. You can reference them directly like this: 1.4a and 1.4b

$$a = b \tag{1.4a}$$

$$c = d \tag{1.4b}$$

### 1.2.6 Remove number from one equation in the set

If you want to omit the number for any particular equation, end it with `\nonumber`. Now only Eq. 1.5 has a number while the one before it does not.

$$a = b$$

$$c = d \tag{1.5}$$

## 1.3 Useful shortcuts

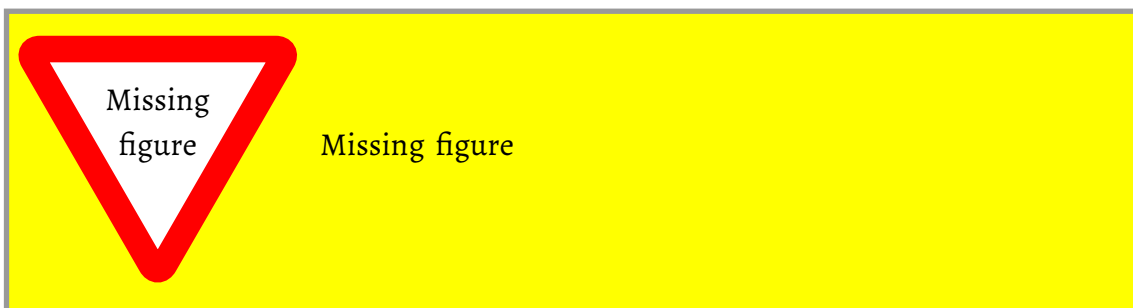
### 1.3.1 Todo list

This is how you insert a to do item:

To do: convert the code in Code Block 1 to Java

### 1.3.2 Missing figure

Figure 1 is a missing figure.



**Figure 1:** This is to remind you to insert an actual figure here before submitting this report

### 1.3.3 Direct quote

And here is a direct quote:

There are many people who feel that it is useless and futile to continue talking about peace and non-violence against a government whose only reply is savage attacks on an unarmed and defenseless people.

*Nelson Mandela*

### 1.3.4 Definition

A definition:

**Integration** *The process of finding a function, given its derivative, is called anti-differentiation (or integration). If  $F'(x) = f(x)$ , we say  $F(x)$  is an anti-derivative of  $f(x)$ .*

## 1.4 Figures

### 1.4.1 Code block

Code block 1 shows the Hello World example written in C. You can set different colour scheme for comments, keywords and strings in `setup.tex`.

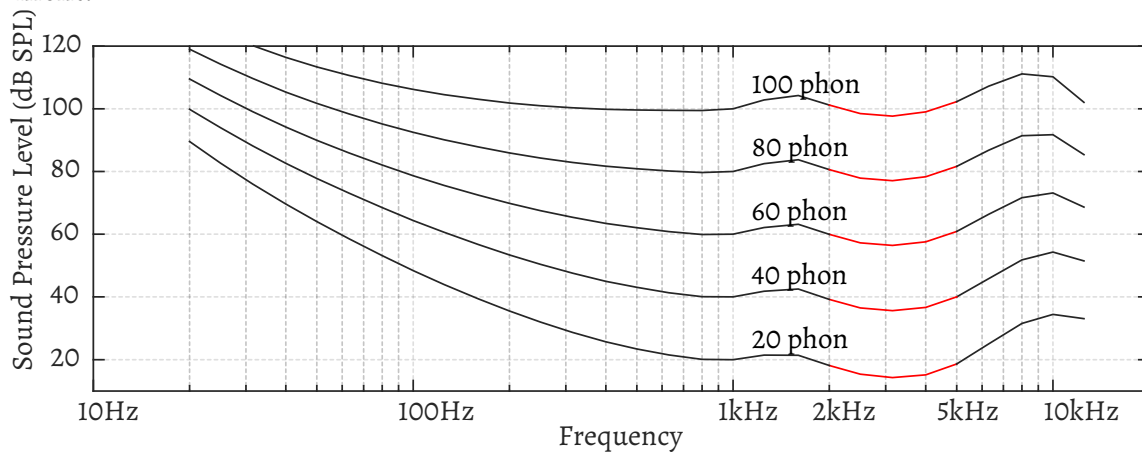
```

1 #include <stdio.h>
2 #define N 10
3 /* Block
4 * comment */
5
6 int main() {
7     int i;
8
9     // Line comment.
10    puts("Hello world!");
11
12    for (i = 0; i < N; i++) {
13        puts("LaTeX is also great for programmers!");
14    }
15
16    return 0;
17 }
```

**Code block 1:** *Hello world in C*

### 1.4.2 A graph

To achieve best quality, you should always insert vectorised figures. This can be achieved with figures exported from Matlab or hand-drawn in Adobe Illustrator, Inkscape, or Corel Draw. A detail tutorial is available at <https://www.io.ac.nz/blog/matlab-to-latex/>. For an example, have a look at Fig. 2. The whole figure is plotted in Matlab, then Inkscape separate the graph part (lines and curves...) to a pdf file and the text part to a pdf\_tex file, so that the text is actually rendered by Latex to maintain consistency in the document.



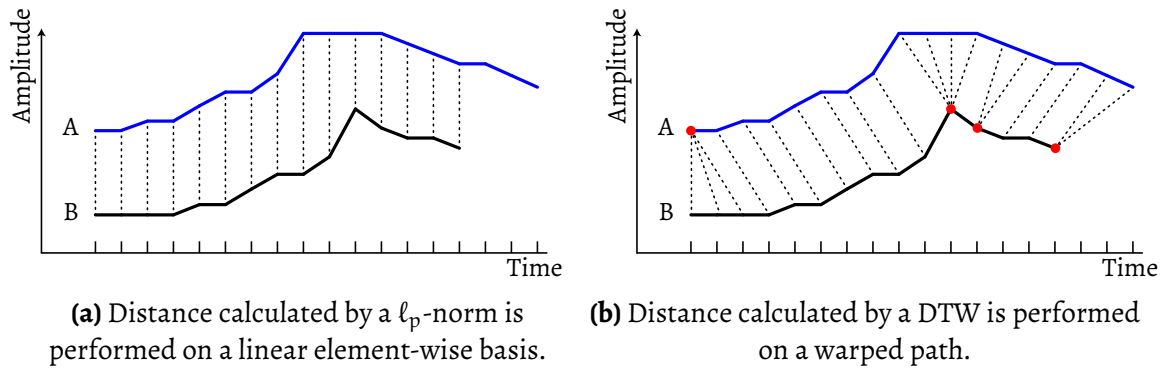
**Figure 2:** Equal loudness contour according to ISO 226:2003

### 1.4.3 Two graphs, side by side

Figure 3 shows two subfigure side by side, The total width span one whole line, with the first figure occupies 47.5% total width and pushed all the way to the left, the second figure occupies 47.5% total width and pushed all the way to the right, the space between them is 5% total width. You can cite the subfigures independent from the whole figure, like this: `\ref{fig:fig3a}` (to get 3a), or just the subfigure's part of the reference number, like this: `\subref{fig:fig3a}` (to get a)

Nulla malesuada porttitor diam. Donec felis erat, congue non, volutpat at, tincidunt tristique, libero. Vivamus viverra fermentum felis. Donec nonummy pellentesque ante. Phasellus adipiscing semper elit. Proin fermentum massa ac quam. Sed diam turpis, molestie vitae, placerat a, molestie nec, leo. Maecenas lacinia. Nam ipsum ligula, eleifend at, accumsan nec, suscipit a, ipsum. Morbi blandit ligula feugiat magna. Nunc eleifend



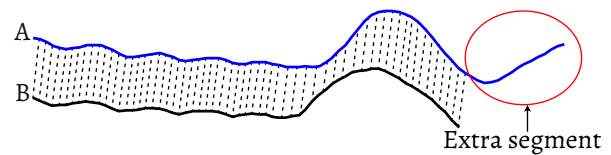


**Figure 3:** The alignment of elements for measuring distance between two sequences A (top blue line) and B (bottom black line) by **a)**  $\ell_p$ -norm distances and **b)** DTW. Red dots are where the warping occurs.

consequat lorem. Sed lacinia nulla vitae enim. Pellentesque tincidunt purus vel magna. Integer non enim. Praesent euismod nunc eu purus. Donec bibendum quam in tellus. Nullam cursus pulvinar lectus. Donec et mi. Nam vulputate metus eu enim. Vestibulum pellentesque felis eu massa.

#### 1.4.4 Figure wrapped by text

Nam dui ligula, fringilla a, euismod sodales, sollicitudin vel, wisi. Morbi auctor lorem non justo. Nam lacus libero, pretium at, lobortis vitae, ultricies et, tel-



**Figure 4:** Matching sequences that have non-correspondent segment.

lus. Donec aliquet, tortor sed accumsan bibendum, erat ligula aliquet magna, vitae ornare odio metus a mi. Morbi ac orci et nisl hendrerit mollis. Suspendisse ut massa. Cras nec ante. Pellentesque a nulla. Cum sociis natoque penatibus et magnis dis parturient montes, nascetur ridiculus mus. Aliquam tincidunt urna. Nulla ullamcorper vestibulum turpis. Pellentesque cursus luctus mauris.

# Bibliography

- [Ein05] Albert Einstein. “Zur Elektrodynamik bewegter Körper. (German) [On the electrodynamics of moving bodies]”. In: *Annalen der Physik* 322.10 (1905), pp. 891–921. DOI: <http://dx.doi.org/10.1002/andp.19053221004> (cited on page 1).
- [GMS93] Michel Goossens, Frank Mittelbach, and Alexander Samarin. *The L<sup>A</sup>T<sub>E</sub>X Companion*. Reading, Massachusetts: Addison-Wesley, 1993 (cited on page 1).
- [Knu] Donald Knuth. *Knuth: Computers and Typesetting* (cited on page 1).