




## Single Space Title of your Paper in Arial 15 pt Goes Here

Author1<sup>1</sup> , Author2<sup>2</sup> , and Author3<sup>3</sup> 

<sup>1</sup> Affiliation1

<sup>2</sup> Affiliation2

<sup>3</sup> Affiliation3

**Abstract:** A single paragraph of about 250-300 words maximum. For research articles, abstracts should give a pertinent overview of the work. Lorem ipsum dolor sit amet, consectetur adipiscing elit, sed do eiusmod tempor incididunt ut labore et dolore magna aliqua. Rhoncus dolor purus non enim praesent elementum facilisis leo vel. Neque sodales ut etiam sit amet nisl. Non quam lacus suspendisse faucibus interdum posuere. Pellentesque elit ullamcorper dignissim cras. Ornare quam viverra orci sagittis. Sapien efwfewfwefget mi proin sed libero enim. Mi quis hendrerit dolor magna eget. Euismod quis viverra nibh cras pulvinar mattis nunc. Fringilla ut morbi tincidunt augue interdum velit euismod in pellentesque. Sed arcu non odio euismod lacinia at.

**Keywords:** First, second, third, max 5 keywords

## Başlıkta İkinci Satıra Geçen Satırlar Arasında Boşluk Olmamalıdır

**Özet:** Maksimum 250-300 kelime arasında olmalı ve buraya yazı fontu (Arial 9) yazılmalıdır. Metin yazılırken bu taslak indirilip üzerinden devam edilmelidir. Lorem ipsum dolor sit amet, consectetur adipiscing elit, sed do eiusmod tempor incididunt ut labore et dolore magna aliqua. Rhoncus dolor purus non enim praesent elementum facilisis leo vel. Neque sodales ut etiam sit amet nisl. Non quam lacus suspendisse faucibus interdum posuere. Pellentesque elit ullamcorper dignissim cras. Ornare quam viverra orci sagittis. Sapien eget mi proin sed libero enim. Mi quis hendrerit dolor magna eget.

**Anahtar Kelimeler:** Birinci, ikinci, üçüncü, maks 5 kelime

### REVIEW/RESEARCH PAPER

Corresponding Author: Author1, E-mail

Reference: Author1 *et al.*, (20XX), Journal Title, *ITU-Journ. Wireless Comm. Cyber.*, XXX, (X) XX–XX.

Submission Date: month, day, year

Acceptance Date: month, day, year

Online Publishing: month, day, year

## 1 Introduction

The introduction should briefly place the study in a broad context and highlight why it is important. It should define the purpose of the work and its significance. The current state of the research field should be carefully reviewed and key publications cited ([1]).

Finally, briefly mention the main aim of the work and high-

light the principal conclusions.

## 2 Material

This section may be divided by subheadings.

### 2.1 Materials

## 2.2 Processing techniques

Main headings should be informative, use 9 point Arial font and capitalize the first letter of the all words.

For Level 2 headings, use justified 9-point Arial font and capitalize the first letter

Section headings can be typeset with and without numbers([2]).

### 2.2.1 This is the subsection style.

These headings should end in a full point.

## 3 Graphics and tables

### 3.1 Graphics

Graphics should be inserted on the page where they are first mentioned (unless they are equations, which appear in the flow of the text) ([3]).

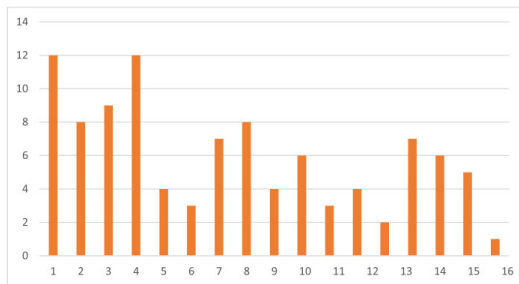


Fig. 1 An example figure caption.

### 3.2 Tables

Tables typeset in RSC house style do not include vertical lines. Table footnote symbols are lower-case italic letters and are typeset at the bottom of the table. Table captions do not end in a full point ([1], [3], [4]).

**Table 1** An example of a caption to accompany a table – table captions do not end in a full point

| Header one (units) | Header two | Header three |
|--------------------|------------|--------------|
| 1                  | 2          | 3            |
| 4                  | 5          | 6            |
| 7                  | 8          | 9            |
| 10                 | 11         | 12           |

Adding notes to tables can be complicated. Perhaps the easiest method is to generate these manually.

## 4 Equations

Equations can be typeset inline *e.g.*  $y = mx + c$  or displayed with and without numbers:

$$A = \pi r^2$$

$$\frac{\gamma}{\epsilon x} r^2 = 2r \tag{1}$$

You can also put lists into the text. You can have bulleted or numbered lists of almost any kind.

Lists are easy to create:

- List entries start with the `\item` command.
- Individual entries are indicated with a black dot, a so-called bullet.
- The text in the entries may be of any length.

The `mhchem` package can also be used so that formulae are easy to input: `\ce{H2SO4}` gives  $H_2SO_4$ .

## 5 Conclusion

The conclusions section should come in this section at the end of the article, before the Author Contributions or References.

### Author Contributions

We encourage authors to include author contributions.

### Acknowledgements

The Acknowledgements come at the end of an article after Conflicts of interest and before the references.

### References

- [1] A. Einstein, "Zur Elektrodynamik bewegter Körper. (German) [On the electrodynamics of moving bodies]," *Annalen der Physik*, vol. 322, no. 10, pp. 891–921, 1905. DOI: <http://dx.doi.org/10.1002/andp.19053221004>.
- [2] D. Knuth. "Knuth: Computers and typesetting." (), [Online]. Available: <http://www-cs-faculty.stanford.edu/~uno/abcde.html>. (accessed: 01.09.2016).
- [3] P. A. M. Dirac, *The Principles of Quantum Mechanics* (International series of monographs on physics). Clarendon Press, 1981, ISBN: 9780198520115.
- [4] D. E. Knuth, "Fundamental algorithms," in Addison-Wesley, 1973, ch. 1.2.